

# Ultra Blend

## Dilution Control System

This *Ultra Blend* system offers users the advantage of a system with chemical control and dilution control. Products can be diluted into either buckets and scrubber driers or dispensed into trigger bottles.



- Quickens and simplifies the dilution process
- Minimises contact with chemicals
- Eliminates chance of product wastage
- Reduces chemical storage space
- Guarantees effective cleaning results
- Modular systems that can be joined together.

The *Ultra Blend* dilution systems provide a hygienic, efficient and economical solution to modern cleaning needs. Suitable for installation in any location with a mains water supply that has good water pressure, the system is ideal for use in a multitude of establishments.

**CLOVER**   
CHEMICALS LTD  
*'Effective Cleaning Chemicals'*

Clover House | Macclesfield Road | Whaley Bridge | High Peak | SK23 7DQ  
Tel: +44 (0)1663 733 114

# How does the Ultra Blend dispenser operate?


## Ultra Blend Dilution Control System

### Trigger Fill or Bucket Fill?

Two dispensing methods are available with the Ultra Blend systems. One for dispensing diluted product into trigger bottles and one for dispensing diluted product into buckets.

**The Trigger Fill unit** comes fitted with an 'optic' type dispensing system where an empty trigger bottle is inserted upwards over the outlet pipe, activating the dispenser like a drinks optic. Once the trigger bottle is full, releasing the mechanism will stop the unit from dispensing product.

**The Bucket Fill unit** is fitted with a thick black hose and is activated by pressing a large button on the front of the dispenser. The hose is used to dispense the diluted product directly into buckets and scrubber driers.



### 1 or 4 product dispensing?

When you have decided which kind of dispensing method you require (trigger or bucket) the next choice is the number of Ultra Blend products you need.

There are 2 types of unit one that will dispense 1 product only, and one that will dispense between 1 and 4 products.

The 4 product dispensing unit is fitted with a dial on the front of the unit. This allows the user to switch between 4 different products. To make identification of product easy, the dial is labelled 1, 2, 3 and 4. A chart is supplied with the unit which enables the user to match up which product is set to each of the 4 dial positions.

ie 1 = Ub10, 2 = Ub20, 3 = Ub50, 4 = Ub80.

Coloured labels are provided with the bucket fill system so that a bespoke product chart can be created to match your Ultra Blend 4 product setup.



# The Units

## Ultra Blend Dilution Control System

### Trigger Fill

### Bucket Fill

Ultra Blend 1



Fill method: Trigger Bottles  
No of products: 1



1x Chemical tubing



Trigger Spout

code **DIS88**



Fill method: Buckets  
No of products: 1



1x Chemical tubing



Black Hose



Hose hook

code **DIS89**

Ultra Blend 4



Fill method: Trigger Bottles  
No of products: 1-4



4x Chemical tubing



Trigger Spout

code **DIS23**



Fill method: Buckets  
No of products: 1-4



4x Chemical tubing



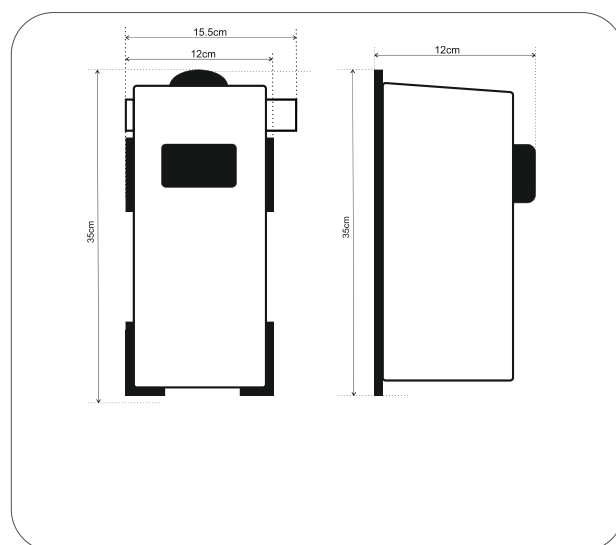
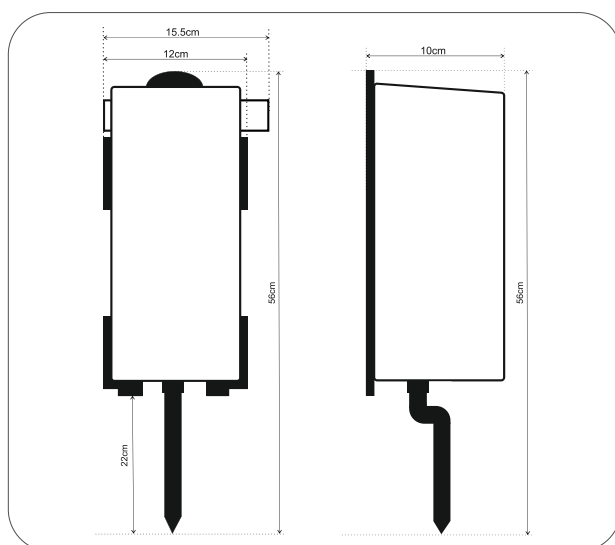
Black Hose



Hose hook

code **DIS24**

Dimensions



# Product Selection

## Ultra Blend Dilution Control System

### Dilution Tips

The Ultra Blend concentrated products require diluting at various strengths. To enable the Ultra Blend unit to dilute product at the appropriate strength for each product, coloured dosing tips are used. Each tip has a different sized core diameter restricting the amount of concentrate that can be drawn from the container. This difference in core size gives each tip a different dilution rate.

Below is a table which shows which tip is to be used with each concentrate.

The tips are inserted into the units concentrate inlets. Ultra Blend 1 product systems only have 1 product inlet, but note that the 4 product unit has 4 inlets. Make sure the correct tip is used in the correct inlet for each concentrate.

When all tips are in place, one end of the clear tubing (supplied) can be pushed over the whole inlet/tip as shown here, securing the tip in place.



GUIDE TO DILUTION TIP COLOURS		
PRODUCT	TRIGGER FILL	BUCKET FILL
<b>UB10 - DEGREASER</b>	ORANGE 	ORANGE 
<b>UB20 - SANITISER</b>	AQUA 	GREEN 
<b>UB30 - WASHROOM CLEANER</b>	ORANGE 	GREEN 
<b>UB50 - MULTI SURFACE CLEANER</b>	BROWN 	ORANGE 
<b>UB60 - FLOOR MAINTAINER</b>	ORANGE 	GREEN 
<b>UB70 - AIR FRESHENER</b>	ORANGE 	N/A
<b>UB80 - GLASS CLEANER</b>	BLUE 	N/A
<b>UB90 - ROOM CLEANER</b>	BROWN 	ORANGE 



## Mains water supply

The Ultra Blend units require connection to a cold water mains supply.

The cold water passes through the unit, mixes with the Ultra Blend concentrate, and dispenses into trigger bottles or buckets.

**The units will not operate with insufficient water pressure.**

An installation kit supplied by Clover Chemicals (kit sold separately) contains a Self Cutting Tap and Blue Appliance Hose.

The Self Cutting Tap is designed to fit 15mm pipe and should not be used on any other diameter. These can only be used on copper pipe and should not be used on plastic pipe.

The Blue Appliance Hose is used to connect the Ultra Blend units to the Self Cutting Tap. The water inlet on the Ultra Blend units is located on the top right hand side. The blue hose fittings should be tightened into place, not forgetting the rubber washers to prevent leaks.



## Back flow prevention with 'Flex Gap' technology.

The Ultra Blend units come with 'Flex Gap' technology which prevents cleaning chemical flowing backwards through the dispenser and into the mains water supply. This simple but effective device prevents chemical from syphoning up through any tubing as no tubing is used in the Flex Gap device. Clean water from the mains passes through a flexible membrane before mixing with cleaning chemical. As liquid can only pass one way through the Flex Gap, the mains water supply cannot become contaminated with cleaning product.

## 1 water supply, multiple units!

When installing multiple units in the same location, only one supply of water is required. By using the unit connector supplied, Ultra Blend units can be joined together. Joined units will only require one connection to the mains water supply, therefore only one Ultra Blend Installation Kit (kits sold separately) is required.



Individually fitted units will each require a water supply. This will mean connecting multiple hoses to the mains water supply.

Ultra Blend unit connector



(included with every unit)

To save space and plumbing costs, connect multiple units together using the 'unit connector' supplied with each unit.



Multiple units joined together requires only 1 mains water supply and 1 Ultra Blend Installation Kit.

# Super Concentrates

# Ultra Blend

## Dilution Control System

Super Concentrated products  
for use with the systems:

## Ultra Blend & Ultra Dose



**UB20**

200 66

Sanitiser

Effective against all bacteria as a general cleaner and sanitiser, UB20 is neutral, odourless and taint-free and passes BS EN1276:1997 at a dilution of 0.5% with a 5 minute contact time.

Code: 992



**UB40**

200

Washing Up Liquid

A concentrated detergent for washing up by hand, UB40 contains an advanced blend of cleaning agents. Leaves crockery, cutlery, glassware and utensils sparkling and grease free.

Code: 994



**UB60**

100 33

Floor Maintainer

Used regularly, UB60 builds gloss on floors and leaves a fresh, spicy fragrance. Suitable for use on all polished and some non-polished floors, UB60 is effective against dirt, grime and rubber scuff marks.

Code: 996



**UB80**

28

Glass Cleaner

Ideal for the daily cleaning of glass, mirrors and plastics, UB80 contains specialist detergents designed to liquefy dirt on contact. Removes finger marks and grime to leave a streak-free finish.

Code: 998



**UB10**

66 40

Degreaser

UB10 is a powerful degreaser containing specialist detergents and water-soluble solvents. Ideal to rapidly remove grease, oils and fats from safety flooring, stainless steel, ceramic tiles, plastic and laminated flooring.

Code: 991



**UB30**

100 33

Toilet/Washroom Cleaner

An effective cleaner that combats bacteria, water scale and dirt, leaving a pleasant apple fragrance. Suitable for use on all surfaces including porcelain, ceramic tiles, stainless steel and chrome.

Code: 993



**UB50**

66 40

Multi Surface Cleaner

UB50 is a pleasantly fragranced, multi-functional cleaning solution that is suitable for use on all water washable surfaces, including stainless steel, ceramic, marble and wood.

Code: 995



**UB70**

100

Air Conditioner

UB70 contains a universally acceptable, oriental spice perfume in a slow release water-soluble carrier for long-lasting results. Used through a trigger spray, it enhances the atmosphere in any establishment.

Code: 997



**UB90**

66

Fragrant Room Cleaner

UB90 is a pleasantly fragranced, multi-surface cleaning solution for the cleaning of all washable room surfaces including glass. Ideal for cleaning tables, chairs, doors, mirrors and all glass surfaces.

Code: 999





### Drip Tray

#### Ultra Blend Trigger Drip Tray

Fits neatly under the Ultra Blend Trigger Fill Systems. Heavy Duty grey plastic drip tray to catch excess product when filling a trigger bottle from the Ultra Blend 1 & 4 Trigger Fill systems.

Excess product captured in the drip tray can be discharged using a tube connected to the base of the tray and leading to a drain or sink.

Code: **DIS26**

### Wall Brackets

#### 2x2L or 1x5L Wall Bracket

A high quality Stainless Steel chemical resistant wall bracket for Clover's 5 Litre and 2 Litre bottles. Easy to screw into place using the screw holes provided.

Code: **DIS06**



#### 4x2L or 2x5L Wall Bracket

A high quality Stainless Steel chemical resistant wall bracket for Clover's 5 Litre and 2 Litre bottles. Easy to screw into place using the screw holes provided.

Code: **DIS07**

